

Introduction and Table of Contents

Welcome to The Ally Challenge presented by McLaren, August 21 – 24, 2025.

You will use a program called Account Manager to manage your tickets for the 2025 Ally Challenge presented by McLaren. This document contains step-by-step instructions to help you claim your tickets.

PLEASE NOTE: ALL TICKETS TO THE 2025 ALLY CHALLENGE PRESENTED BY MCLAREN ARE DIGITAL TICKETS. All tickets must be downloaded digitally onto attendees' cell phones for entry into the tournament.

If you have any questions throughout the process, please reach out to our ticket team at **tickets@theallychallenge.com**

Table of Contents

Website & Login Information	2
Downloading Mobile Tickets	3-5
Transferring Mobile Tickets	6-8
Accepting Transferred Tickets	9-10

Website & Login Information

To get started, on your cell phone, scan the QR code below to visit:

<https://am.ticketmaster.com/pgaallychallenge>



1. Click the profile icon in the top, right corner to sign into your account.
2. If this is your first time logging in with Ticketmaster, please click “New to Ticketmaster? Sign Up”
3. Follow the prompts to create an account.



Welcome to The Ally Challenge presented by McLaren Account Manager page!

We are counting down the days until the tournament begins. Make sure you are ready by purchasing all the tickets you need in advance of the event. You can manage your tickets by signing in to your account.

88 : 05 : 06 : 50
DAYS HOURS MIN SEC

[Manage Tickets](#)

[Learn More](#)

Sign In to The Ally Challenge

Powered by **ticketmaster**

Important Account Update

You can now use the same email and password for both your The Ally Challenge ticket account and your Ticketmaster account.

The Ally Challenge ticket holder? Use your existing email to sign in and update your password if prompted.

New here? Use your Ticketmaster email and password.

[Learn More](#)

Email Address

Password

 [SHOW](#)

☐ Remember Email

[Forgot Password?](#)

By continuing past this page, you agree to the [Terms of Use](#) and understand that information will be used as described in our [Privacy Policy](#).

[Sign In](#)

[New to Ticketmaster? Sign Up](#)

Downloading Mobile Tickets

The following slides provide instruction on how to download your mobile tickets.

Downloading Mobile Tickets

1. Select “manage tickets” or “my events”.
2. Your events will be displayed on your screen.
3. Your available tickets will be listed. Select the ticket you wish to download to your phone.



Welcome to The
Ally Challenge
presented by
McLaren Account
Manager page!

We are counting down the days until the tournament begins. Make sure you are ready by purchasing all the tickets you need in advance of the event. You can manage your tickets by signing in to your account.

88 : 05 : 06 : 50
DAYS HOURS MIN SEC

Manage Tickets

Learn More



The Ally Challenge Sunday Ticket

Sun, Aug 24, 2025 • TBD

Grand Blanc, MI — Warwick Hills Golf Club

View Event Details



The Ally Challenge Sunday Ticket

Sun, Aug 24, 2025 • TBD

Grand Blanc, MI — Warwick Hills Golf Club



Get Your Tickets Ready

For the fastest way in, view and save your tickets to Apple Wallet to beat busy network connections.

My SafeTix™

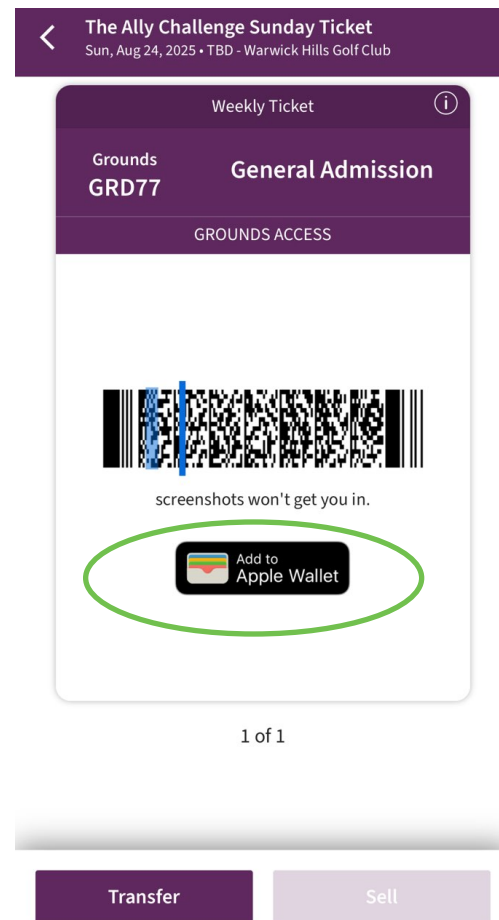


Tickets

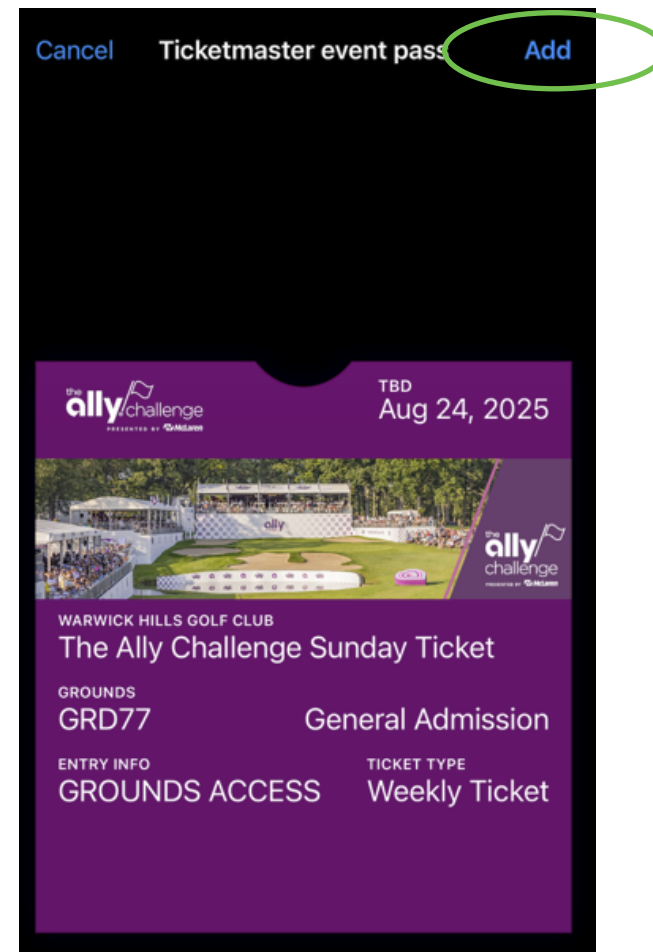
Grounds GRD77, General Admission

Download Mobile Tickets

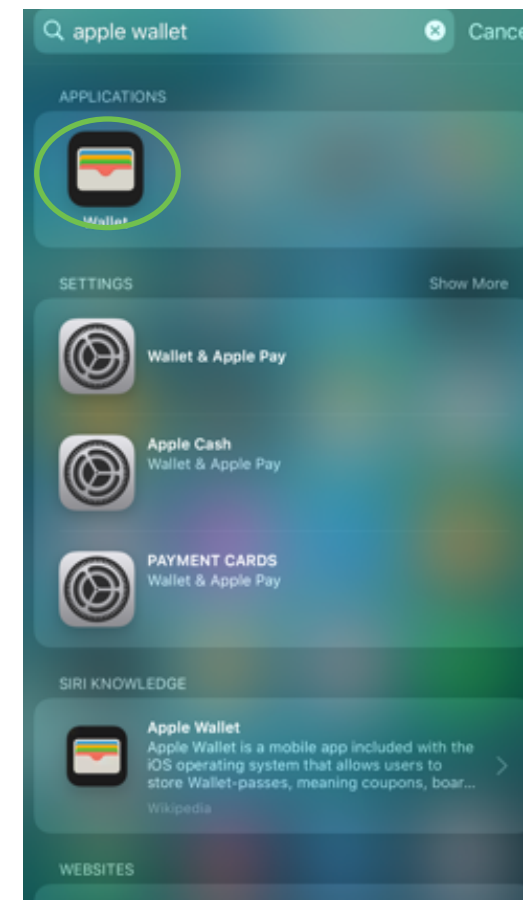
4. Once your ticket barcode displays, select **“Add to Apple Wallet” OR “Save to Phone”** for Android devices to download to your phone



5. Click **“Add” or “Add All”** in the top right corner



6. Go to the **“Apple Wallet” OR “Google Pay”** App on your phone



7. Your ticket will be in your Wallet. Click on the appropriate dated ticket in your wallet and a volunteer will scan your ticket in via a tap RFID scan.

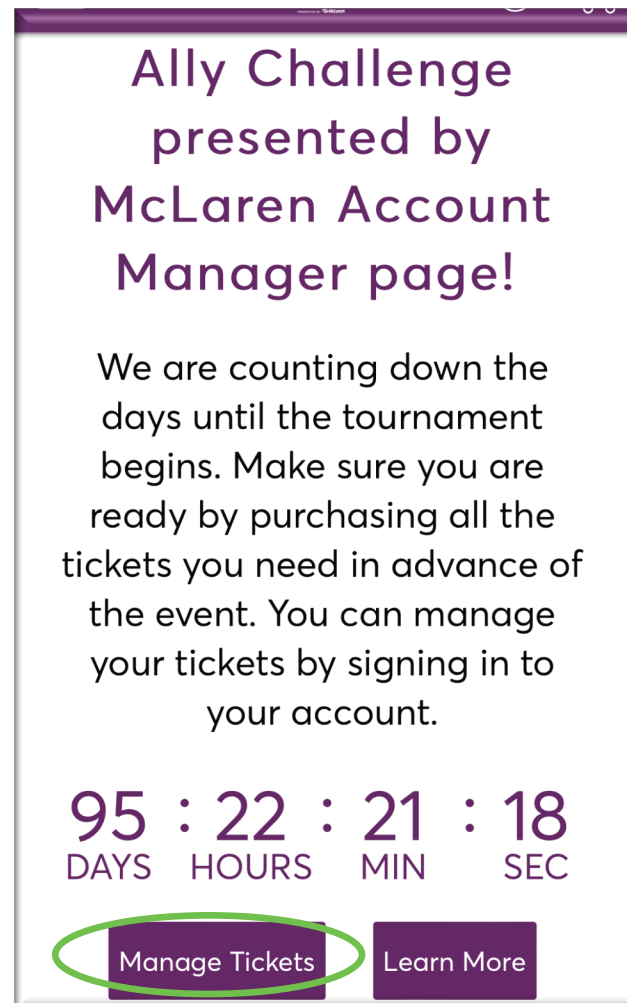


Transferring Tickets

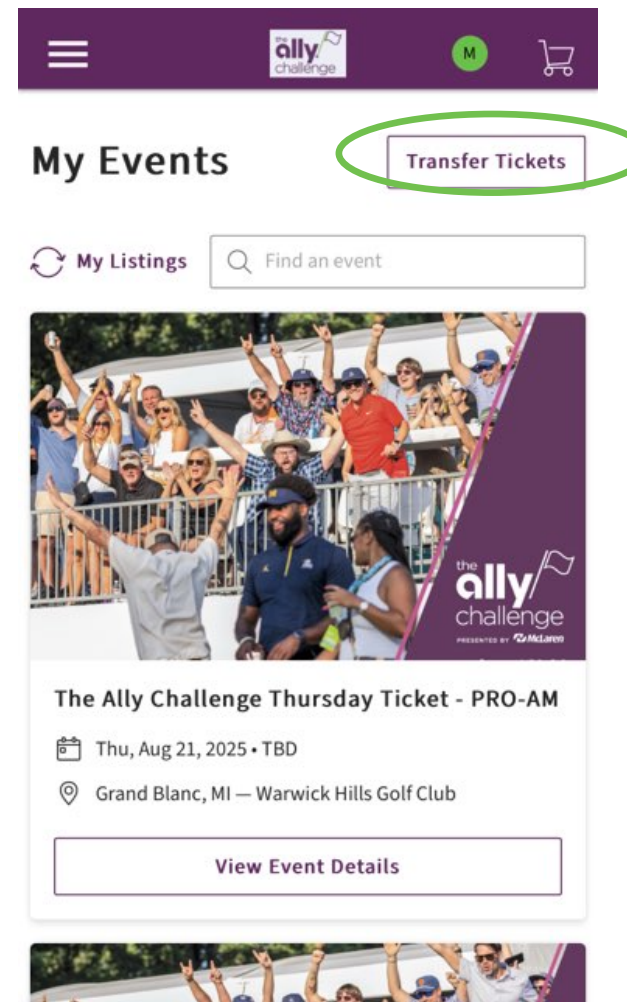
The following slides provide instruction on how to transfer tickets to your guests.

Transfer Tickets

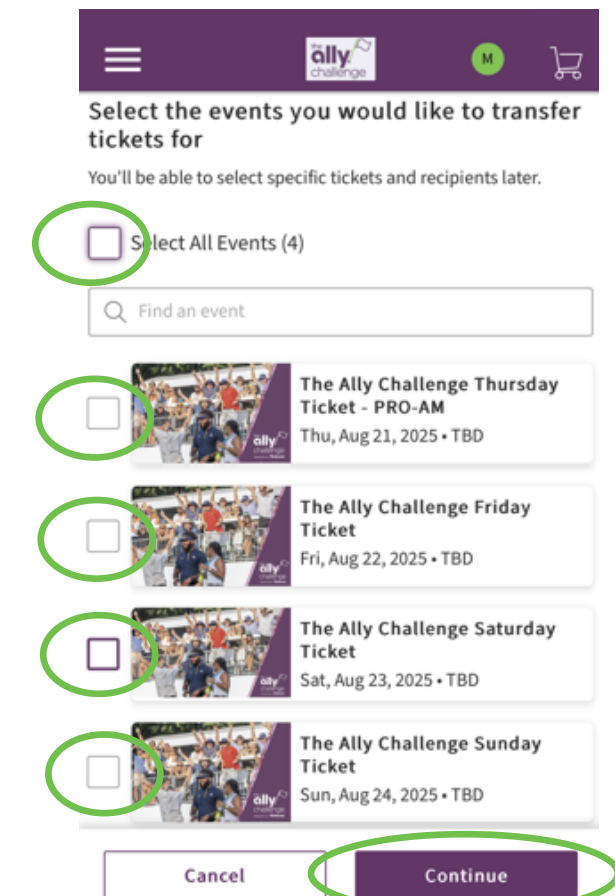
1. From the Account Manager home page, click **“Manage Tickets”** at the bottom of your screen



2. Click **“Transfer”**



3. Select the ticket(s) and/or days you would like to transfer. Click **“Next”**



Transfer Tickets

4. Select the tickets you wish to transfer, then click **"Next"**

TRANSFER - SELECT SEATS

Want to transfer different tickets at each event instead? Click here->

4 EVENTS WITH SAME TICKETS ⓘ

The Ally Challenge Thursday Ticket - PRO-AM
Thu, Aug 21, 2025 • TBD

The Ally Challenge Friday Ticket
Fri, Aug 22, 2025 • TBD

The Ally Challenge Saturday Ticket
Sat, Aug 23, 2025 • TBD

The Ally Challenge Sunday Ticket
Sun, Aug 24, 2025 • TBD

☒ Select all tickets 4 SELECTED

☒ GROUNDS GRD77

☒ General Admission

Transfer 4 tickets to >

If you would like to send tickets by individual day select here

5. Click **"Add A New Recipient"** and enter the recipient's information and click **"Transfer"**

TRANSFER - SELECT A RECIPIENT ✕

4 Event(s) Selected
Total of 4 ticket(s) selected

Add a New Recipient ✕

First Name *

John

Last Name *

Smith

Email *

tickets@theallychallenge.com

Message (Optional)

Cancel Transfer

6. Your confirmation will appear with information about your transfer. You will receive an e-mail confirmation that your transfer is on its way

TRANSFER - COMPLETE ✕

✓ Success! 4 ticket(s) for 4 event(s) are transferred.

What happens next? John just needs to accept the transfer before it expires on Fri • Aug 23, 2024 • 03:00 PM.

If you'd like to cancel this transfer - you can do so, just as long as John hasn't accepted the tickets yet.

Show Details

Done

Accepting Transferred Tickets

The following slides provide instruction on how your guests will accept tickets on Account Manager.

Accepting Transferred Tickets

1. If someone transfers a ticket to you, you will receive a confirmation e-mail.

You will need to access this e-mail from your smartphone. Once the e-mail is showing on your smartphone, tap the **“Accept Tickets”** button

It's Time: Accept Your Tickets Now

Matt just sent you 1 The Ally Challenge tickets.

Accept Tickets

Accept by Mon • Aug 25, 2025 • 03:00 PM

2. Log into your Account Manager Account associated with the e-mail the ticket(s) were sent to.

- If you don't have an account, click **“Sign Up”** at the bottom of the page using the e-mail address the confirmation e-mail was sent to

Important Account Update

You can now use the same email and password for both your The Ally Challenge ticket account and your Ticketmaster account.

The Ally Challenge ticket holder? Use your existing email to sign in and update your password if prompted.

New here? Use your Ticketmaster email and password.

[Learn More](#)

Email Address

Password

 SHOW

☐ Remember Email

[Forgot Password?](#)

By continuing past this page, you agree to the [Terms of Use](#) and understand that information will be used as described in our [Privacy Policy](#).

Sign In

New to Ticketmaster? [Sign Up](#)

3. Once logged into your account, your ticket(s) will immediately be displayed.

